

Improving Access to LCNS Care

National Lung Cancer Audit Quality Improvement Initiative, in collaboration with Lung Cancer Nursing UK

10 Steps to Improving Access to LCNS Care:

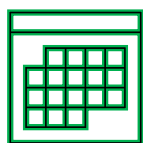
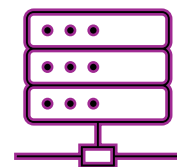


1. Review your data in the NLCA Dashboard

Review your local results in the [NLCA Dashboard](#): is there anything from the list below that can improve your service?

2. Train All Staff

Ensure every LCNS understands how to complete COSD fields accurately. Include training for new starters (e.g. Y1, Y3, Y4 categories).





3. Monthly Validation

Nominate an LCNS to validate data each month with cancer services support.

4. Check Caseloads

Review LCNS:patient ratio. Aim for $\leq 1:40$ (NOLCP recommendation).


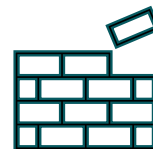


5. Review Job Plans

Ensure weekly activity covers all clinical settings. Highlight gaps to management.

6. Build the Case

Develop business cases with managers to increase LCNS staffing to NOLCP levels.




7. Administrative Support

Introduce admin support so LCNSs can focus more time on clinical care.

8. Strengthen MDT Links

Communicate with the wider MDT about the LCNS role and its impact on quality care.



9. Collaborate with CNS Teams

Work with other CNSs to share knowledge, avoid duplication, and improve patient experience.

10. Patient Feedback

Run local patient surveys to identify gaps and address needs.



Together we can improve care

By working collaboratively, we can ensure that every patient with lung cancer benefits from the support of an LCNS.

Contact us:

natcan.org.uk/audits/lung
nlca@rcseng.ac.uk
lcnuuk.org